

WHAT CUSTOMERS REALLY WANT



INSTRUCTOR GUIDE 1-DAY COURSE

HRDQ[®]

WHAT CUSTOMERS REALLY WANT

Copyright © 2008 TreeLine 2008

Published by HRDQ

2002 Renaissance Boulevard #100

King of Prussia, PA 19406

Phone: (800) 633-4533

Fax: (800) 633-3683

Web: www.HRDQ.com

No part of this publication may be reproduced or transmitted in any form or by any means except as permitted under HRDQ's End User License Agreement, and the 1976 United States Copyright Act (17 U.S.C.) sections 107 and/or 108. Inclusion in any publication, whether for commercial or non-commercial purposes, is prohibited. Requests for permission to reproduce or reuse this content outside the terms of the End User License Agreement, should be addressed to permissions@hrdq.com or (610) 279-2002.

For additional Reproducible Program Library licenses please contact the HRDQ Client Solutions Team at (800) 633-4533.

The material in this publication is provided "as is." HRDQ disclaims any warranties, expressed or implied, regarding its accuracy or reliability, and assumes no responsibility for errors or omissions. To the extent permissible by law, HRDQ accepts no liability for any injuries or damages caused by acting upon or using the content contained in this publication.

Version 2.0

Last updated May, 2008

ISBN 978-1-58854-404-9

Licensing agreement

Reproducible Program Library—End-User License Agreement IMPORTANT! PLEASE READ!

The following terms and conditions are a legal agreement between Organization Design & Development, Inc. DBA HRDQ (“HRDQ”) and You, Your organization, its subsidiaries, affiliates, and legal partners (“You”) regarding the Reproducible Program Library (“RPL”).

You may use the RPL only in accordance with the terms of this agreement as set forth below.

1. License Grant. HRDQ hereby grants You a non-exclusive and non-transferable license to download, reproduce, customize, and otherwise make use of the RPL within the terms of this agreement.
2. Proprietary Rights. The RPL is the sole and exclusive property of HRDQ and/or its authors including all right, title, and interest in and to the RPL. Except for the limited rights given to You herein, all rights are reserved by HRDQ.
3. Term. This Agreement is effective upon acceptance, and will remain in effect in accordance with the term of the license purchased. The specific term of this Agreement is defined on the sale invoice provided You at the time of purchase and available thereafter from HRDQ.

4. Authorized Use of Library. For the term of this license, You may:

Store the RPL on a computer,

Amend, edit, and change the RPL provided that all original copyright notices, and trade and service marks, remain intact and appear on this agreement and amended versions and reproductions thereof,

Print and distribute paper copies of the RPL for educational or training activities, whether with direct employees, students, agents, or clients, and,

Resell the RPL, in whole or in part, provided You have a current reseller agreement with HRDQ.

You may not:

Translate, reverse engineer, decompile, disassemble, or create derivative works based on the RPL,

Include the RPL, in whole or in part, in any publication, product or service offered for sale,

Lease or loan the RPL,

Distribute the RPL through the means of a removable storage medium, such as CD-ROM or DVD,

Copy or upload the RPL onto any bulletin board service or public Internet site, or,
Sublicense or reassign this license.

5. Termination. Failure to perform in the manner required in this agreement shall cause this license to automatically terminate and HRDQ may exercise any rights it may have. Upon natural expiry of the term, unless renewed by You with HRDQ, access to the download site will be denied and all passwords rendered inactive. Upon termination, for whatever reason, You must destroy all original and amended versions of the RPL, in any and every format, and certify as such, in writing, to HRDQ upon request. All provisions of this license with regard to the protection of the proprietary rights of HRDQ shall continue in force after termination.

6. Warranty. The RPL is provided "as is." HRDQ warrants that the RPL does not violate any copyrights, trademarks, trade secrets, or patents of any third parties. HRDQ disclaims all other warranties, expressed or implied, regarding its accuracy or reliability, and assumes no responsibility for errors or omissions. To the extent permissible by law, HRDQ accepts no liability for any injuries or damages caused by acting upon or using the content contained in the RPL. If any part of the RPL is defective in workmanship or materials, HRDQ's sole and exclusive liability, and sole and exclusive remedy for You, shall be replacement of the defective material. HRDQ's warranty shall survive the termination of this agreement. Some states do not allow exclusions or limitations of implied warranties or liability in certain cases, so the above exclusions and limitations may not apply to You.

7. Permissions. Any other use of the RPL not defined in this agreement is subject to the written approval of HRDQ.

HRDQ, 2002 Renaissance Blvd. #100, King of Prussia, PA 19406, 610.279.2002,
www.hrdq.com.

Instructional design and learning philosophy

We are committed to providing the best core-skills content possible for Instructor-Led Training (ILT). The following principles are applied in the development of programs:

Sound Instructional Design

All course content is developed using a variety of research techniques. These include:

- Brainstorming sessions with target audience
- Library research
- Online research
- Customer research (focus groups, surveys, etc.)
- Subject Matter Experts (SME)
- Interviews with trainers

Expert instructional designers create imaginative and innovative solutions for your training needs through the development of powerful instructional elements. These include:






- Learning objectives — effective tools for managing, monitoring and evaluating training
- Meaningfulness — connects the topic to the students' past, present, and future
- Appropriate organization of essential ideas — helps students focus on what they need to know in order to learn
- Modeling techniques — demonstrate to students how to act and solve problems
- Active application — the cornerstone to learning — helps students immediately apply what they have learned to a real-life situation
- Consistency — creates consistent instructions and design to help students learn and retain new information
- Accelerated learning techniques — create interactive, hands-on involvement to accommodate different learning styles

Application of Adult Learning Styles





Adults learn best by incorporating their personal experiences with training and by applying what they learn to real-life situations. Our experienced instructional designers incorporate a variety of accelerated learning techniques, role-plays, simulations, discussions, and lectures within each course. This ensures that the learning will appeal to all learning styles and will be retained.

Course timing

Chapter One: What is Extraordinary Customer Service?

Type of Activity	Segment	Time
	Defining extraordinary service	20
	Who is your customer?	5
	"Moments of truth"	10
	Legends of service greatness	10
	How to be legendary	10

Chapter Two: Return on Service Investments

Type of Activity	Segment	Time
	Lifetime value of a customer	10
	Return on extraordinary service	5
	What is the cost of poor service?	5
	Word-of-mouth behavior	5

Course timing (cont.)



Seven steps to resolving customer complaints

10

Chapter Three: Setting Service Standards

Type of Activity	Segment	Time
	Understanding strategic objectives	10
	Building and exceeding service standards	5
	Assessing the six categories of service for your area	10
	Develop your own service standards	15







Reading



Written Exercise

Chapter Four: Building Customer Rapport

Type of Activity	Segment	Time
	Treat the customer as a unique person	10
	Active listening	20
	Combining words and tone of voice	10
	Match communication style	10







Facilitate





Group Activity

Course timing (cont.)

Chapter Five: Influential Communication

Type of Activity	Segment	Time
	Controlling the call	10
	Inquiry/advocacy model	20
	Saying "no" positively	15
	Providing explanations	20

Chapter Six: Keeping Cool When the Customer is Hot

Type of Activity	Segment	Time
	Five steps to remaining calm	30
	How to calm an angry customer	20
	Recovery strategies	10
	Avoiding burnout	20
	Principles of exceptional customer service (wrap-up)	10



Reading



Written Exercise



Facilitate



Group Activity

Contents

Licensing agreement	iii
Instructional design and learning philosophy	v
Course timing	vi
Course objectives	xi
Chapter One: What is Extraordinary Customer Service?	
Defining extraordinary service	2
Who is your customer?	3
“Moments of truth”	4
Legends of service greatness	6
How to be legendary	8
Chapter Two: Return on Service Investments	
Lifetime value of a customer	10
Return on extraordinary service	11
What is the cost of poor service?	12
Word-of-mouth behavior	13
Why customers leave	14
Seven steps to resolving customer complaints	15
Chapter Three: Setting Service Standards	
Understanding strategic objectives	18
Building and exceeding service standards	19
Assessing the six categories of service for your area	20
Develop your own service standards	21

Contents

Chapter Four: Building Customer Rapport

Treat the customer as a unique person.....	24
Active listening.....	25
Combining words and tone of voice	26
Tone of voice	27
Match communication style	28

Chapter Five: Influential Communication

Controlling the call.....	30
Inquiry/advocacy model.....	31
Saying “no” positively	34
Providing explanations	35

Chapter Six: Keeping Cool When the Customer Is Hot

Five steps to remaining calm.....	38
How to calm an angry customer	42
Recovery strategies.....	43
Avoiding burnout	45
Principles of exceptional customer service	46

Appendix

Call assessment rubric	48
Action plan.....	50
Course evaluation	51
Solutions for every training challenge	53

Course objectives

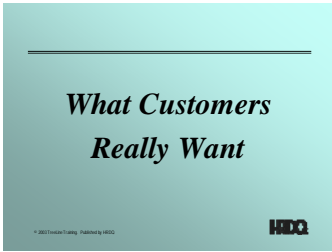
Successful completion of this course will increase your knowledge and ability to:

- Explore the concepts and benefits of extraordinary customer service
- Set extraordinary customer service standards for your area
- Identify ways of building customer rapport
- Improve your listening skills
- Take control of every call
- Say “no” in a positive way
- Remain calm when the customer is upset
- Cool down a hot customer
- Implement strategies to avoid burnout

Chapter One



WHAT IS EXTRAORDINARY CUSTOMER SERVICE?



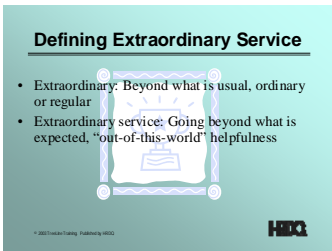
Extraordinary = Beyond what is usual, ordinary, regular or established; noteworthy, remarkable.

Response: it's memorable; you talk about it.

Outrageous response: "WOW! I need a cigarette."

Tom Peters

Service is a helpful activity, usefulness, teamwork, adding value or friendliness. "Service is what people add to the product."



Extraordinary service = Out-of-this-world helpfulness, usefulness, value, teamwork, or friendliness. Going beyond what is expected.

Customer responses:

Returns repeatedly.

Tells others.

Pays more.

Overlooks imperfections in the product.

Promotes you/your product.

Defining extraordinary service

In order to provide extraordinary service, you must know what *extraordinary* is. Once you can define and recognize it, you can begin your journey into extraordinary customer service.

What does extraordinary mean?

How do you respond to extraordinary?

Before you can provide extraordinary customer service, you must be able to define *service*. This will enable you to define *extraordinary service*. With this done, you're well on your way to providing it.

What is service?

What is extraordinary service?

How does the customer respond to extraordinary customer service?

Who is your customer?

You have many types of customers—not just your obvious direct, external customers. You also have internal customers such as coworkers you support, and indirect customers who are not direct customers, but who influence your customers. Recognizing your various customers is essential to serving them well.

Internal Customers

Immediate (team)

Others

External customers

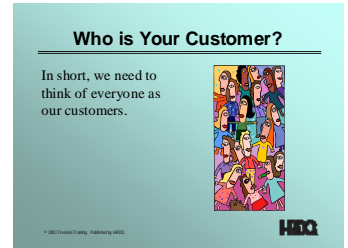
Direct

Indirect and networked

Partners, vendors, and suppliers

Have participants list at least two individuals in each customer category.

An enterprise customer is a colleague you work with who is not part of your team or department.



“Moments of truth”

A moment of truth is anytime a customer comes in contact with your organization and thereby forms an impression of it.

Moments of truth on an airline

Instructions: List all of the opportunities for a customer to form an impression with an airline.

This information was developed by Jan Carlzon, author of *Moments of Truth*.

Moments of truth in your department or area

Instructions: List all of the opportunities for a customer to form an impression of your organization, department, area, or team.

- Advertisements
- Pictures of planes
- Word-of-mouth
- Reservations agents
- Skycap/ticket/gate agent
- E-ticket envelope
- Security
- Trains/inter-concourse shuttles
- Flip-down trays
- Flight attendant safety briefings

Allow about five minutes for each question. The answers to the second question will, of course, vary by organization/area.

“Moments of truth”

Which of these moments of truth are generally favorable? Which are opportunities for improvement (OFI)? In general, how could you deliver extraordinary service in the OFI areas?

Allow about five to ten minutes, including the debrief. Lead into future parts of this program. Highlight OFIs.

Legends of service greatness

Despite the fact that people tend to remember and broadcast their experiences with terrible service, most have encountered customer service that exceeded their expectations. Customer service legends are born from these stories.

External service legends

Instructions: In small groups, answer the following questions:

Where have members of the group encountered "out-of-this-world" extraordinary service outside the organization?

What made the service encounter legendary?

Allow about 20 minutes for both exercises, including the debrief. Distill answers to a word or two such as:

- Ownership
- Follow-through
- Recovery strategies
- Authority to make decisions
- Friendliness

Where	What

Internal service legends

Legends of service greatness need not be remote. Without too much difficulty, you should be able to think of an example of someone in your own organization who provided extraordinary service—a local legend.

Instructions: In small groups, answer the following questions:

Where have members of the group encountered “out-of-this-world” extraordinary service (inside the organization)?

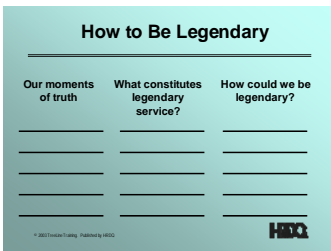
What made the service encounter extraordinary?

Who provided the legendary service?

Where	What	Who

Remember to celebrate the “who,” but don’t go so far as to create a “tall poppy syndrome”—ending up with one employee sticking out from the rest—that might create discontent or a sense of favoritism among the others.

Ensure that answers are specific applications to the participants' own work. Focus them on what they can control, not what is outside their control. Here is where you are giving them a vision.



How to be legendary

When organizations are legendary, people sing their praises, which boosts market awareness and establishes goodwill for their products and services.

Instructions: Select three moments of truth from the previous exercise, and list them in the first column below. Next, in a word or two, identify what made external and internal service encounters legendary, and list those items in the second column. Then, apply several of the descriptors from column two to each of the moments of truth in column one, and describe how you could make those moments of truth legendary. Write this in column three.

Moments of truth	Elements of legendary service	How could we be legendary?
Internal customer call for computer help	Speed	If tech support answers phone by the third ring 100% of the time